



# MONTHLY STATISTICS

3322001

NOVEMBER 2020



**204M**  
IMPORT / EXPORT  
DUTY



**2.1B**  
IMPORTS  
(INCLUDING FUEL)




**1.8B**  
IMPORTS  
(EXCLUDING FUEL)

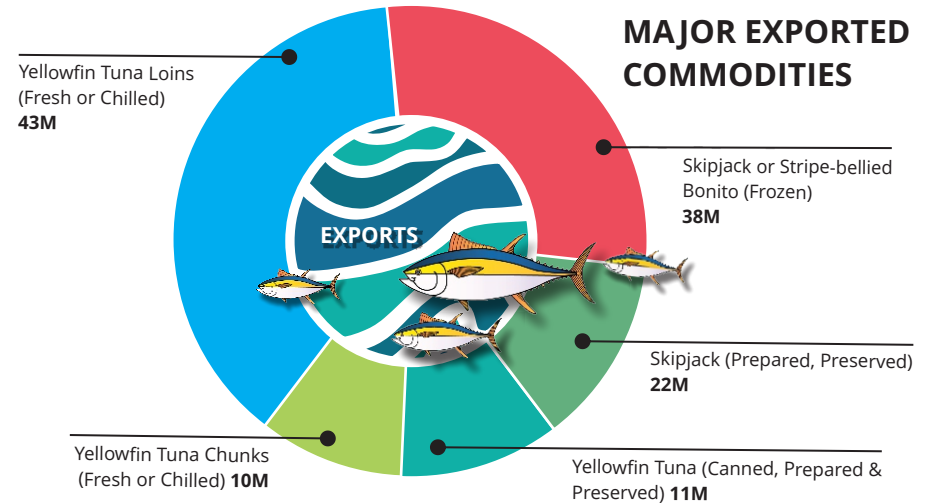


**224M**  
EXPORT

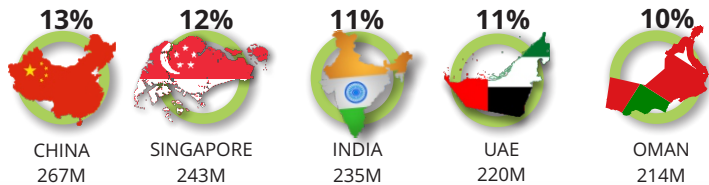
## MAJOR IMPORTING CATEGORIES



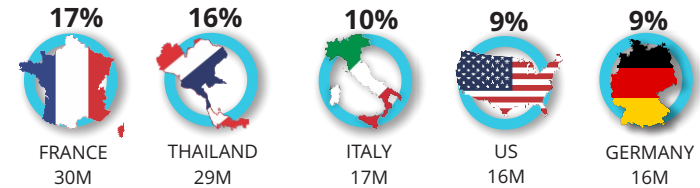
## MAJOR EXPORTED COMMODITIES



### MAJOR IMPORTING COUNTRIES



### MAJOR EXPORTING COUNTRIES



## Vessel Movements

	2019	2020
Vessels Arrived	95	94
Vessels Departed	59	65



## Total Number of Declarations Processed

Year	Total Number of Declarations Processed
2019	20,729
2020	12,386

