



MONTHLY STATISTICS APR 2024



IMPORTS (INCL FUEL)
4.7B



IMPORTS (EXCL FUEL)
3.7B



EXPORTS
151M



CUSTOMS REVENUE
310M



Currency: Maldivian Rufiyaa (ރ)

MAJOR IMPORTING CATEGORIES



1.1B



MACHINERY AND MECHANICAL APPLIANCE; ELECTRICAL

977M



FUEL (MARINE GAS OIL (DIESEL), PETROL, AVIATION GAS)

873M



FOOD ITEMS (EXCLUD.PORK, ALCOHOL, TOBACCO)

281M



MINERAL PRODUCTS

278M



PRODUCTS OF THE CHEMICAL OR ALLIED INDUSTRIES

224M



BASE METAL AND ARTICLES OF BASE METAL

128M



PLASTIC AND ARTICLES THEREOF; RUBBER AND ARTICLE

124M



MISCELLANEOUS MANUFACTURED ARTICLES

114M



WOOD; ARTICLES OF WOOD; WOOD CHARCOAL; CORK AND ARTICLES

108M



VEHICLES AND VEHICLE PARTS AND ACCESSORIES

86M



TEXTILES AND ARTICLES OF TEXTILES

85M



VESSELS, AIRCRAFT AND PARTS THEREOF

73M



OPTICAL, MEASURING AND CHECKING INSTRUMENTS; CLOCKS; MUSICAL INSTRUMENTS

65M



PAPER AND PRINTED MATTERS


60M



ARTICLES OF STONE, PLASTER, CEMENT, ASBESTOS



MAJOR EXPORTED COMMODITIES



52M



FROZEN SKIPJACK TUNA
(STRIPE-BELLIED BONITO)
(KATSUWONUS PELAMIS)

45M



SKIPJACK TUNA
PREPARED OR
PRESERVED)

16M



YELLOWFIN TUNA
(FROZEN)

10M



YELLOWFIN TUNA
(CANNED, PREPARED
& PRESERVED)

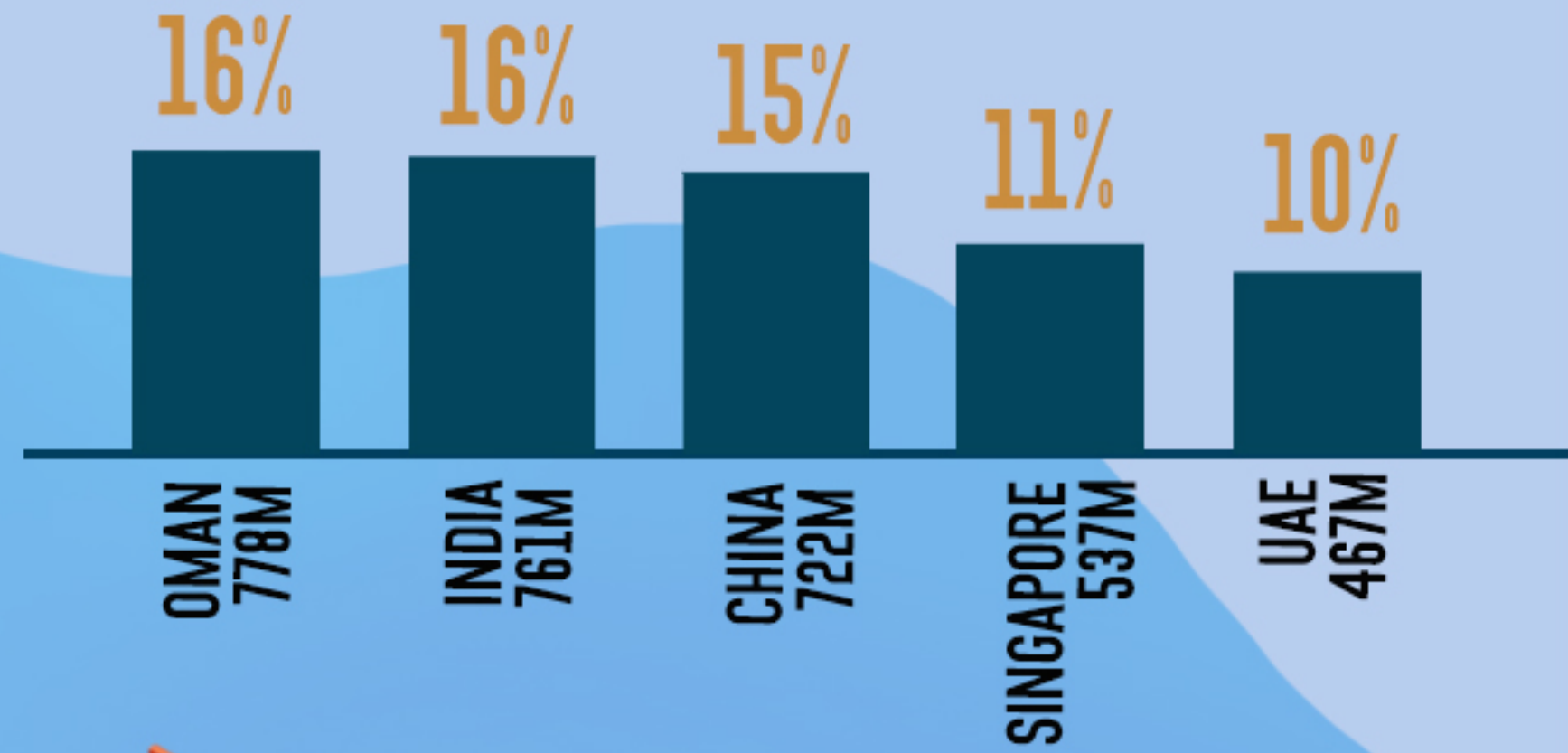
4M



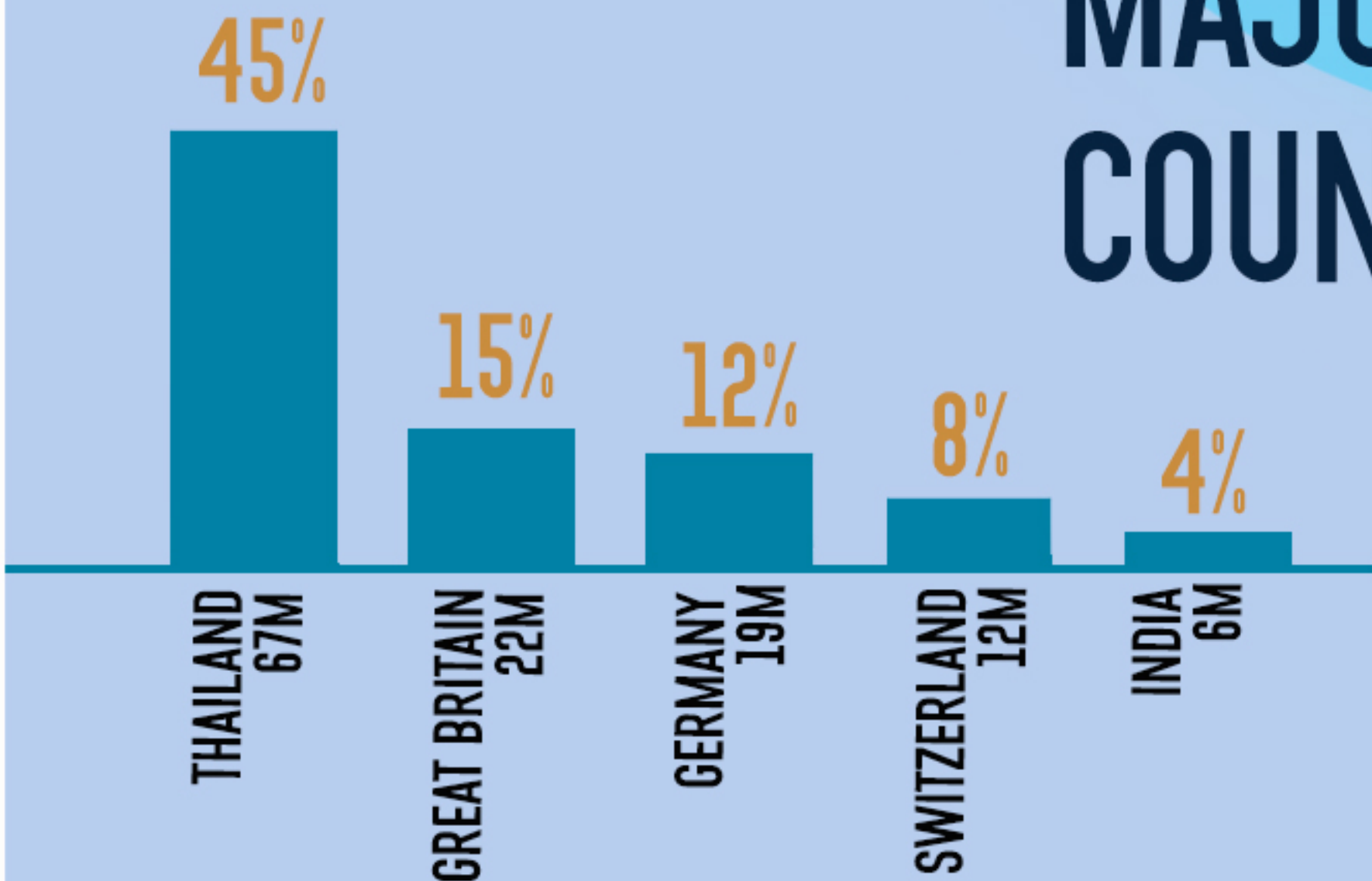
YELLOWFIN TUNA CHUNK
(FRESH OR CHILLED)



MAJOR IMPORTING COUNTRIES



MAJOR EXPORTING COUNTRIES





VESSEL MOVEMENTS

	2023	2024
VESSELS ARRIVED	117	124
VESSELS DEPARTED	129	162



TOTAL NUMBER OF DECLARATIONS PROCESSED



	2023	2024
	19,957	20,382